







Balance Sheet (Unaudited) as at 30 September 2010			
ASSETS	30-Sep-2010	31-Dec-2009	Taka '000s
	Taka '000s	Taka '000s	
<b>Non-current assets:</b>			
Property, plant and equipment	4,489,951	3,809,051	
<b>Current assets:</b>			
Inventories	6,002,895	3,577,588	
Trade and other receivables	134,870	514,498	
Advance deposit and pre-payments	2,940,031	2,118,263	
Cash and Cash Equivalents	465,396	2,000,165	
	9,543,192	8,210,514	
<b>Total assets</b>	<b>14,033,143</b>	<b>12,019,565</b>	
<b>EQUITY AND LIABILITIES</b>			
<b>Equity:</b>			
Share capital	600,000	600,000	
Capital reserve	64,896	64,896	
Revenue reserve	4,708,153	4,497,224	
<b>Total equity</b>	<b>5,373,049</b>	<b>5,162,120</b>	
<b>Non-current liabilities:</b>			
Deferred liability (gratuity)	237,131	221,672	
Deferred tax liability	427,257	361,347	
Obligation under finance lease	16,381	25,173	
<b>Total non-current liabilities</b>	<b>680,769</b>	<b>608,194</b>	
<b>Current liabilities:</b>			
Bank overdraft	-	-	
Short term bank loans	-	-	
Creditors and accruals	4,796,414	3,911,116	
Provision for Corporate Tax	3,182,910	2,338,133	
<b>Total current liabilities</b>	<b>7,979,324</b>	<b>6,249,251</b>	
<b>Total equity and liabilities</b>	<b>14,033,143</b>	<b>12,019,565</b>	

		
Arun Kaul Director	Mark Drain Director	Md. Mahbubur Rahman Company Secretary

Profit and Loss Account (Unaudited) for the period of 1st January to 30 September 2010	1-Jan-10 To 30-Sep-10	1-Jan-09 To 30-Sep-09	1-Jul-10 To 30-Sep-10	1-Jul-09 To 30-Sep-09
	Taka '000s	Taka '000s	Taka '000s	Taka '000s
Gross Turnover	48,122,225	39,532,844	14,365,791	13,771,958
Supplementary duty & VAT	33,027,427	27,108,098	9,738,928	9,151,322
<b>Net turnover</b>	<b>15,094,798</b>	<b>12,424,746</b>	<b>4,626,863</b>	<b>4,620,636</b>
Cost of Sales	9,609,217	7,930,965	2,837,000	2,927,711
<b>Gross Profit</b>	<b>5,485,581</b>	<b>4,493,781</b>	<b>1,789,863</b>	<b>1,692,925</b>
Operating expenses	2,391,083	1,941,922	1,046,532	640,077
<b>Operating Profit</b>	<b>3,094,498</b>	<b>2,551,859</b>	<b>743,331</b>	<b>1,052,848</b>
Net Financial Income	(19,115)	(25,724)	(14,120)	(17,007)
Workers' profit participation fund	3,075,383	2,577,383	729,211	1,035,841
Profit before tax	153,769	151,752	36,461	74,665
Profit after tax	2,921,614	2,425,831	692,750	961,175
Tax:				
Current Tax	844,775	853,944	230,888	425,163
Deferred Tax	65,910	65,121	6,287	83,212
<b>Profit after tax Transfer to revenue reserve</b>	<b>2,010,929</b>	<b>1,637,008</b>	<b>468,149</b>	<b>619,224</b>
	<b>Taka</b>	<b>Taka</b>	<b>Taka</b>	<b>Taka</b>
<b>Earnings Per Share</b>	<b>33.52</b>	<b>27.28</b>	<b>7.80</b>	<b>10.32</b>

		
Arun Kaul Director	Mark Drain Director	Md. Mahbubur Rahman Company Secretary

Cash Flow Statement (Unaudited) for the period of 1st January to 31 March 2010	1-Jan-10 To 30-Sep-10	1-Jan-09 To 30-Sep-09
	Taka '000s	Taka '000s
<b>Cash flows from operating activities:</b>		
Collection from distributors, leaf export and others	48,148,113	39,617,884
Payment for costs and expenses	(13,044,048)	(11,314,484)
Supplementary duty and VAT paid	(32,952,838)	(26,647,140)
Cash generated from operation	2,111,226	1,656,259
Income tax paid	(774,565)	(568,703)
Interest Received	(19,115)	25,724
<b>Net cash flows from operating activities</b>	<b>1,317,546</b>	<b>1,113,281</b>
<b>Cash flows from investing activities:</b>		
Acquisition of property, plant and equipment	(1,062,385)	(298,894)
Proceeds from sale of property, plant and equipment	17,372	15,663
<b>Net cash used in investing activities</b>	<b>(1,045,013)</b>	<b>(283,231)</b>
<b>Cash flows from financing activities:</b>		
Short term bank loan	-	-
Net proceeds from obligation under finance lease	(11,863)	(13,867)
Dividend paid	(1,795,439)	(1,434,299)
<b>Net cash used in financing activities</b>	<b>(1,807,302)</b>	<b>(1,420,562)</b>
Net (decrease)/increase in cash and cash equivalents for the period	(1,534,769)	(590,812)
Cash and cash equivalents at the beginning of the Period	2,000,165	1,678,466
<b>Cash and cash equivalents at the end of the Period</b>	<b>465,396</b>	<b>1,087,654</b>
Closing cash and cash equivalents have been arrived at as follows:		
Cash and bank balances	465,396	1,088,453
Bank overdraft	-	(792)
	<b>465,396</b>	<b>1,087,654</b>

Statement of Changes in Shareholders' Equity (Unaudited) for the period of 1st January to 30 September 2010	Share capital	Revenue reserve	Capital reserve	Total
	Taka '000s	Taka '000s	Taka '000s	Taka '000s
Balance as at 1 January 2009	600,000	3,868,658	64,896	4,533,554
Dividend Paid	-	(1,440,000)	-	(1,440,000)
Profit for the period of 1 January to 30 September 2009	-	1,637,008	-	1,637,008
Balance as at 30 September 2009	600,000	4,065,666	64,896	4,730,562
Balance as at 1 January 2010	600,000	4,497,224	64,896	5,162,120
Dividend Paid	-	(1,800,000)	-	(1,800,000)
Profit for the period of 1 January to 30 September 2010	-	2,010,929	-	2,010,929
Balance as at 30 September 2010	600,000	4,708,153	64,896	5,373,049